

# SUMMER CAMP 21



ADVENTURE PROGRAMS | PIPSICO SCOUT RESERVATION







## 2021 CAMP DATES

Week #1 - June 27 to July 3  
Week #2 - July 4 to July 10  
Week #3 - July 11 to July 17  
Week #4 - July 18 to July 24

*Check-in Sundays between 1PM & 4:30PM*

## TIDEWATER COUNCIL, BSA

Phone: (757) 497-2688

Fax: (757) 473-3305

Council Web Page:

[www.TidewaterBSA.com](http://www.TidewaterBSA.com)

1032 Heatherwood Drive,  
Virginia Beach, VA 23455

## 2021 BASE CAMP RATES

Regular Rate (when paid in full by 5/31/21)  
Youth \$315 & Adult \$145

### PEX (PIPSICO EXPERIENCE)

Youth \$475\* & Adult \$400\*

### SAIL HAMPTON ROADS

Youth & Adult \$525\*

### SCUBA CAMP

Youth & Adult \$645\*

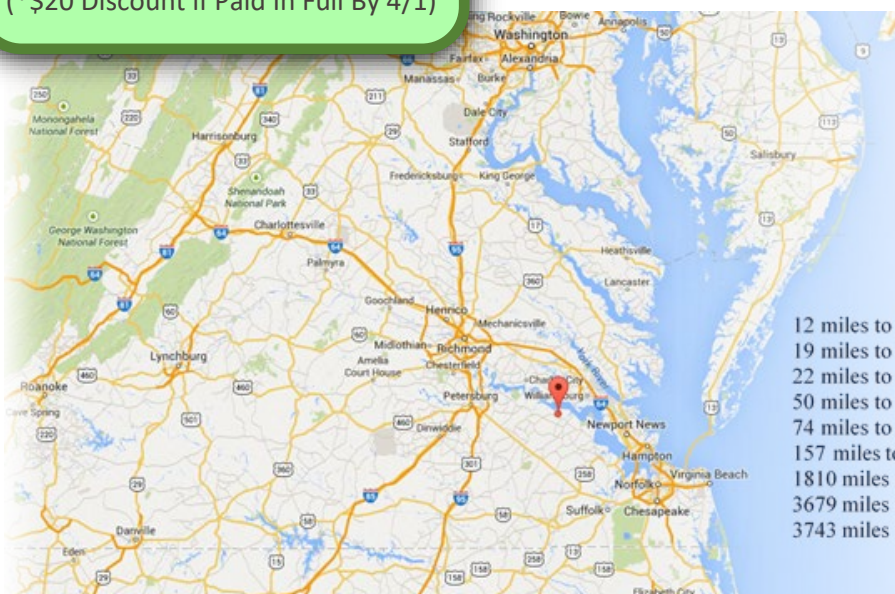
(\* \$20 Discount if Paid In Full By 4/1)

## SUMMER ADVENTURE PROGRAMS

Pipsico offers Scouts and Scouters the opportunity to immerse themselves in a positive camping environment, at a beautiful property, with a friendly camp staff. The Tidewater Council, BSA is proud to offer quality programs for everyone. Pipsico is geographically located along the James River and adjacent to the epicenter of Virginia's colonial attractions and thrilling entertainment; such as Busch Gardens and Water Country USA.

Base camp offers approximately 60 merit badge programs available to capture the interests of all Scouts. Base camp also hosts The Huskanaw program is managed by a Boy Scouts of America National Camping School certified director and focuses on requirements for Tenderfoot, Second Class, and First Class ranks. Hosted in a setting that teaches new/younger Scouts about Troop structure, the value of the Patrol Method, the importance of the Buddy System, and the benefits of learning and applying new skills using the E.D.G.E. Method (Explain Demonstrate Guide Enable).

Special summer programs are operated in parallel with base camp and have been developed to serve the interests of more experienced Scouts. Youth must meet the minimum joining criteria for Venturing, but are not required to be Venturers. Adults are invited to participate in SCUBA Camp, Sail Hampton Roads, and PEX.



## VISIT US

12 miles to Jamestown Settlement  
19 miles to Colonial Williamsburg  
22 miles to Busch Gardens  
50 miles to Downtown Richmond  
74 miles to Virginia Beach Oceanfront  
157 miles to the Washington Monument  
1810 miles to Philmont Scout Ranch  
3679 miles to Brownsea Island  
3743 miles to Gilwell





The Summer Adventure Programs included in this guide are operated in parallel with Scouts BSA Summer Resident Camp. For more information regarding check-in/out, medical/general information, the planning process, visiting Pipsico, and more, please refer to the 2021 Scouts BSA Summer Camp Planning Guide located at [PipsicoBSA.com](https://PipsicoBSA.com) in the “Resource Bank” section.





## PEX- “THE PIPSICO EXPERIENCE”

The PEX (Pipsico Experience) program was conceptualized by teenagers; for teenagers. Fundamentally, the program was required to:

- Offer a co-ed program for youth
- Provide a diverse collection of on/off-site activities
- Offer challenging programs
- Include teamwork/building exercises
- Visit site(s) of local historical significance
- Allow ample opportunity for fellowship
- Accommodate individuals and contingents.
- Spend Friday at a outdoor adventure park.

Campers rotate through a series of programs such as canoeing, kayaking, tubing, rifle, shotgun, airsoft/paintball, tomahawk, climbing, fishing, cooking, and pool partying! These off-site experiences might include such adventures as a fishing head-boat trip in the Chesapeake Bay, a casual stroll through colonial Williamsburg, Jamestown or Yorktown, high COPE, rafting the James River, and an all-day trip to Busch Gardens, or other such adventures.

Participants camp with their units (or assigned site), enjoy program with PEX staff during the day, and eat meals as a PEX group, as they are on a different schedule than Base Camp. This program is physically challenging. Although BSA high adventure medical forms are NOT required, participants should be ready to test their physical abilities.

At check-in, every participant is given a PEX t-shirt. Throughout the week there are occasions (off-site trips) when participants will be asked to wear this shirt with khaki-shorts as their “Class PEX” uniform. Participants are encouraged to bring their own mountain bikes and helmets. During the week, we will be exploring the waters and areas along the James River. Participants must expect to get wet during their visit and be able to pass a BSA swim test. Pipsico staff provide supervision. Adults that wish to participate in the off-site experiences are encouraged to register and assist with transportation to activities.

Participants are encouraged to bring spending money for offsite adventures. An amount of \$50 is recommended.

PEX is open to male and female youth and some adults in Scouts BSA, Venture, Sea Scout, and Explorer Units. All participants are required to bring a completed BSA Health & Medical Record (parts A, B, & C). [Download BSA Medical Form Here](#)



PEX activities may change from week to week based on weather. A SAMPLE schedule of what to expect during the program is on the next page.



# PEX- "THE PIPSICO EXPERIENCE"



## SAMPLE SCHEDULE

### Sunday

- Check-in
- Dinner
- Program Meeting/Intro/Orientation
- Opening Program

### Monday

- Breakfast
- Ice Breakers
- Safe Swim Defense
- Safe Swim Afloat
- Lunch
- Canoeing
- Dinner
- Tubing
- Climb On Safely
- Night Climbing



### Tuesday

- Visit to Historical Triangle Site
- Biking Around Camp
- Lunch
- Shooting Sports
- Dinner
- Pool Party



### Wednesday

- Breakfast
- Head Boat Fishing Trip (lunch underway)
- Rafting the James River
- Dinner
- Visit to Historical Triangle Site

### Thursday

- Breakfast
- High COPE & zip-lines
- Lunch
- More High COPE & zip-lines
- Beach Party/Dinner



### Friday

- Breakfast
- Busch Gardens or other outdoor adventure park (packed lunch)
- Dinner
- Camp Fire



### Saturday

- Check-out

**Actual times/days of activities may vary depending on weather, group sizes & vendor bookings.**





## SCUBA CAMP

Earn “Open Water Diver” SCUBA Certification and your SCUBA Merit badge! Pipsico has partnered with a local professional diving center to develop a full week of underwater adventure. The course consists of four parts: online training, classroom, confined water, and open water. SCUBA students begin their week at Pipsico to learn, practice, and demonstrate material for the entry level “Open Water Diver” certification. This will consist of classroom study and testing with intervals of confined water diving in the onsite pool. On Wednesday, SCUBA Camp participants load up personal gear, camping supplies, and dive equipment to complete their practical training at Lake Phoenix (formerly Lake Rawlings). On Thursday evening, participants will return to Pipsico and rejoin their units. Friday is free time to spend hiking the Red Trail, fishing in Lake Beasley, walking on the beach, riding bikes, or just relaxing.

Upon arrival participants must be able to pass a SCUBA swim test, which includes a 200-yard swim and a 10-minute surface float without aid. The camp fee includes a pair of fins, mask, snorkel, boots, mask defogger, and mask cleaner that will be yours to take home. Dive shop gear packages will be fitted to the participants. Camp fees also include the rental of the remaining equipment (air cylinders, buoyancy compensator, regulator, wetsuit, weight belt, and weights). In addition to the [BSA Health & Medical Record \(parts A, B, & C required\)](#), SCUBA Camp participants must also bring a completed [RTSC Medical Statement](#).

Participants will camp with their own unit (if they attend with a unit) except for Wednesday night when they will be camping at Lake Phoenix. Individual participants will be assigned a host unit to camp with. Participants will eat meals with the SCUBA group as they have scheduled pool time that may overlap some meals. Please bring an additional overnight bag to keep clothes and other personal items in for the night at Lake Phoenix. Personal tents are optional and not required.

All meals except for dinner Wednesday through Thursday dinner will be prepared and served at Pipsico. Food is provided by Pipsico while at Lake Phoenix and is prepared by SCUBA Camp participants. Please let us know ahead of time if there are any special dietary requirements that need to be accounted for.

There will be on-line coursework that must be completed prior to arrival. Classroom and confined water dive activities will take place at Pipsico. At the end of the last academic session there will be a written test. To continue onto the open water diving at Lake Phoenix participants must score at least 80 percent.

The “Open Water Diver” certification does not expire and is accepted internationally. Those who wish to complete SCUBA merit badge must have already earned swimming merit badge prior to arrival at camp.



# SCUBA CAMP



## SCHEDULE

### Sunday

- Check-in
- SCUBA swim test w/ dive instructor
- Program orientation
- Camp opening program

### Monday

- Academic sessions
- Confined-water diving

### Tuesday

- Academic sessions
- Confined-water diving
- Academic testing

### Wednesday

- Driving travel to Lake Phoenix

### Thursday

- Open-water diving at Lake Phoenix
- PM travel back to Pipsico

### Friday

- Free time to hike, bike, fish, or relax at Base Camp
- Closing campfire

### Saturday

- Check-out

Note that this schedule is subject to change depending on weather and other outside factors.

### SPECIAL SCUBA EQUIPMENT

- \_\_\_ Registration paperwork (e-mailed to divers)
- \_\_\_ BSA Physical (completed)- Parts A, B, & C
- \_\_\_ RTSC Medical Statement (completed)
- \_\_\_ Participant Folder (emailed to divers)
- \_\_\_ Day Bag & Overnight Bag for Lake Phoenix



## SAIL HAMPTON ROADS (SHR)



This is a full week of sailing and nightly port visits on the James and Elizabeth Rivers plus a stopover along the southern Chesapeake Bay. Monday morning after breakfast, crews will muster, stow gear, and make ready for travel to board the sailboats. Setting Sail, the group will head towards ports in Cape Charles, Hampton, Smithfield, and Norfolk.

Each of the 4 port visits will provide participants with a wide variety of fun, interesting, and educational experiences that will not be forgotten. Stops along the way may include but are not limited to: A tour and dinner in historic Cape Charles, a stopover in history Yorktown for a swim and BBQ, a stop in Hampton River with a seafood dinner, a tour of Nauticus and the battleship Wisconsin at the City of Norfolk and lastly a lunch tour at the historic Fort Wool at the mouth of Hampton Roads.

This program is designed to provide older Scouts with the opportunity to experience a full week of sailing including port visits every night along the southern Chesapeake Bay, James and Elizabeth Rivers. Life aboard is not a luxury cruise, rather it is a continuous learning experience aboard a working sailboat. All members of the crew are needed to operate their boat while underway. Sailboats are be a unique home away from home. Most participants will become very attached to their vessel by the end of the week as they harness their inner sailor!

Sunday after dinner, participants will gather for crew introductions along with a discussion on the basic elements of sailing and final details of preparation for the cruise. Participants will spend the night ashore with the rest of their unit or if provisional campers, they will be lodged with another unit for the night.

Monday morning after breakfast, crews will report to muster where they will stow gear and make ready for travel to the port of departure. Setting Sail, the group of ships will depart on their 5 day, 4 night cruise heading towards ports in Cape Charles VA, Hampton VA, Smithfield VA, and Norfolk, VA. Once arriving back in port Friday afternoon, participants will travel back to camp where they will arrive for dinner and then the Friday night campfire. At the Friday night campfire, participants will be given a special introduction and the opportunity to perform a skit portraying their week and the adventures they had.





## SAIL HAMPTON ROADS (SHR)

All participants onboard will begin with being introduced to basic sailing knowledge and then will be continually taught more advance knowledge throughout the week allowing them to better operate their boat as a crew. More specialized skills such as navigation using a sextant, docking and marina etiquette, advance sailing, and racing rules are just a few of the items that will be discussed, taught, and performed during the week. Watch rotations are set for duty stations and galley duty. Duty Stations include but are not limited to the Lookout, Officer of the Deck, Navigator, Sail Trimmer, and Helmsman. Those not assigned to a specific duty station will assist wherever and whenever they are needed.

Each morning, the Officer of the Deck (appointed by the Skipper) announces the watch rotation for each crew member. These duties rotate during the day. Procedures are followed for making the boat ship-shape before leaving the boat for a port of call or for any general recreation activities. Each evening the crews review charts and plot the course for the next day.



### ATTIRE

BSA Field uniforms or activity shirts are not required during the cruise portion of the trip, however, they will be needed for Friday night dinner and for the opening program and closing campfire. Proper or appropriate attire must be worn at all times while underway. Shorts and appropriate T-shirts are recommended for most activities. Closed-toe shoes are encouraged to be worn at all times while on board the sailboats.

Sail Hampton Roads participants may only wear light colored, non-marking soled shoes while aboard the boats. Bathing suits should be conservative; remember, there may be coed participants.

### CREW LEADERSHIP

Adult leaders are not required to accompany participants; however, it is recommended for units sending more than four participants to send an accompanying adult. Coed units are strongly encouraged to provide a female leader with the female participants. Please contact us before arrival at camp to make arrangements for provisional participants.

### PROVISIONS AND MEALS

Plenty of food is prepared for meals while underway. With the exception of the two dinners eaten at local seafood restaurants, all meals will be prepared on-board the sailing vessels. Facilities on board the sailboats include running water and a stove/oven.



## SAIL HAMPTON ROADS (SHR)

### ORGANIZATION

Each boat will be under the supervision of an adult Skipper who has proven knowledge of scouting, sailing, and is a card carrier for Safe Swim Defense and Safety Afloat training. Such individuals are responsible for the safe operation of their assigned boat, timely compliance with the schedule, and the wellbeing of the participants assigned to their boat. Each skipper exercises appropriate leadership to give youth on board the opportunity to experience the feeling of operating and navigating a boat under sail in navigable waters, even when in traffic.

Each crew shall have a minimum of three youth on board. Positions of responsibility will be assigned and rotated amongst the participants so that everyone has the opportunity to experience a variety of responsibilities. A youth will always be assigned as Officer of the Deck while underway. The person filling this job is responsible to the Skipper for safe navigation of boat and coordination of other crew activities when on watch.

There is a maximum of 18 and a minimum of 4 participants per week. Our goal is to keep units together. All boats travel together and stay at the same location each night. **All participants must pass the BSA swim test** administered at check-in. Prior sailing experience is NOT required for this program.

Sail Hampton Roads is open to Scouts BSA, Venturers, Sea Scouts, Explorers, both male and female. All participants are required to bring a completed [BSA Health & Medical Record \(parts A, B, & C required\)](#). Female participants are not required to bring a female leader, however it is strongly encouraged.





## SAIL HAMPTON ROADS (SHR)

### MEDICAL TREATMENT

All injuries and illnesses, regardless of severity, must be reported and treated immediately. This applies to all campers; youth and adult. The Health Officer/Skipper is required to keep a log of all injuries or illnesses. Pipsico has a Health Officer/Skipper on duty at all times. Other key staff members are also trained in first aid and CPR.

### SUGGESTED ITEMS

No cash money required; however, each individual will be allowed and is encouraged to carry money for personal expenditures. Participants will have access to gift shops, marina ship stores etc. while in port. A suggested amount of \$65.00 is recommended for the week. While on the cruise participants will have many new and exciting adventures. To bring some of these memories home, it is suggested that participants bring a camera.


**IMPORTANT:** NO flip-flops or hard soled type shoes that cause marks. Moccasins, boat shoes or tennis shoes are OK. All might be exposed to water. Also, please take note that space on the boats is limited; please pack only those items you know you will use while on the cruise in a "duffle" type bag. No framed backpacks.

### REQUIRED ITEMS FOR SAILING

- \_\_\_\_\_ Toiletry kit
- \_\_\_\_\_ Bedding or sleeping bag
- \_\_\_\_\_ Normal Clothing needed for 6 days
- \_\_\_\_\_ Bathing Suit
- \_\_\_\_\_ 2 pairs of Shoes
- \_\_\_\_\_ Hat
- \_\_\_\_\_ Sunglasses (w/ strap)
- \_\_\_\_\_ 2 Towels (freshwater & saltwater)
- \_\_\_\_\_ Sunscreen and lip balm w/ sunscreen
- \_\_\_\_\_ Rain Gear
- \_\_\_\_\_ Water Bottle

### OTHER

Participants are given a Sail Hampton Roads t-shirt for use while ashore however, you should bring other light-colored shirts with you for daily use. Units that are sending several participants on Sail Hampton Roads can create a small Pinnate type flag that can be flown while underway. Please see the example images below of a type of flag.



## SAIL HAMPTON ROADS (SHR)



### Sunday

- Check-in
- Orientation for Sail Hampton Roads
- Camp opening Program

### Monday

- Transportation to Mariana
- Sail to Cape Charles
- Tour Historic Cape Charles
- Relax in port

### Tuesday

- Sail to Yorktown
- Afternoon swim/ touring of Yorktown sites
- Evening activities at marina

### Wednesday

- Sail to Hampton
- Afternoon swim at marina pool
- Seafood dinner intown at Marker 20 restaurant
- Evening activities at marina

### Thursday

- Sail to Norfolk
- Visit Nauticus
- Visit USS Wisconsin
- Visit Hampton Roads Naval Museum
- Evening activities at marina


### Friday

- Sail to & visit Fort Wool
- Sail to Little Creek
- Return to Pipsico
- Closing campfire

### Saturday

- Check-out

Actual times/days of activities may vary depending on weather, group sizes & vendor bookings.







## MAKING YOUR SUMMER ADVENTURE PROGRAM RESERVATION

Space is reserved by making an initial non-refundable deposit of \$25 per person. Units/individuals should make their initial deposit and reservation online using our Black Pug system at [scoutingevent.com/596-Pipsico2021](https://scoutingevent.com/596-Pipsico2021). For assistance in the registration process, please view these short instructional videos, [Part 1](#) & [Part 2](#) on setting up an account & roster. For these programs, registration and full payment, must be accomplished by June 1<sup>st</sup> as fees, training, and reservations must be made to facilitate these adventure programs.

## MORE INFORMATION

The Summer Adventure Programs included in this guide are operated in parallel with Scouts BSA Summer Camp. For more information regarding check-in/out, medical matters, general information, the planning process, visiting Pipsico, and more, please refer to the 2021 Scouts BSA Summer Camp Planning Guide located at [PipsicoBSA.com](http://PipsicoBSA.com) in the “Resource Bank” section.

## REFUND POLICY

In cases of death of an immediate family member, sickness or injury, or military transfer, we will refund all but \$100 of fees paid until 6/1 when verified by a physician, military commander, or such official. Reasons such as vacation schedule, summer school, and last-minute changes of mind are not acceptable reasons for refunds. Camper deposits are transferrable within a unit, but are not refundable. After 6/1 no refunds are available for any reason.

### TIDEWATER COUNCIL

Phone: (757) 497-2688

Fax: (757) 473-3305

Council Web Page: [www.TidewaterBSA.com](http://www.TidewaterBSA.com)

1032 Heatherwood Drive, Virginia Beach, VA 23455

### PIPSICO SCOUT RESERVATION

[SummerCamp@PipsicoBSA.com](mailto:SummerCamp@PipsicoBSA.com)

Camp Web Page: [www.PipsicoBSA.com](http://www.PipsicoBSA.com)

57 Pipsico Road, Spring Grove, VA 23881



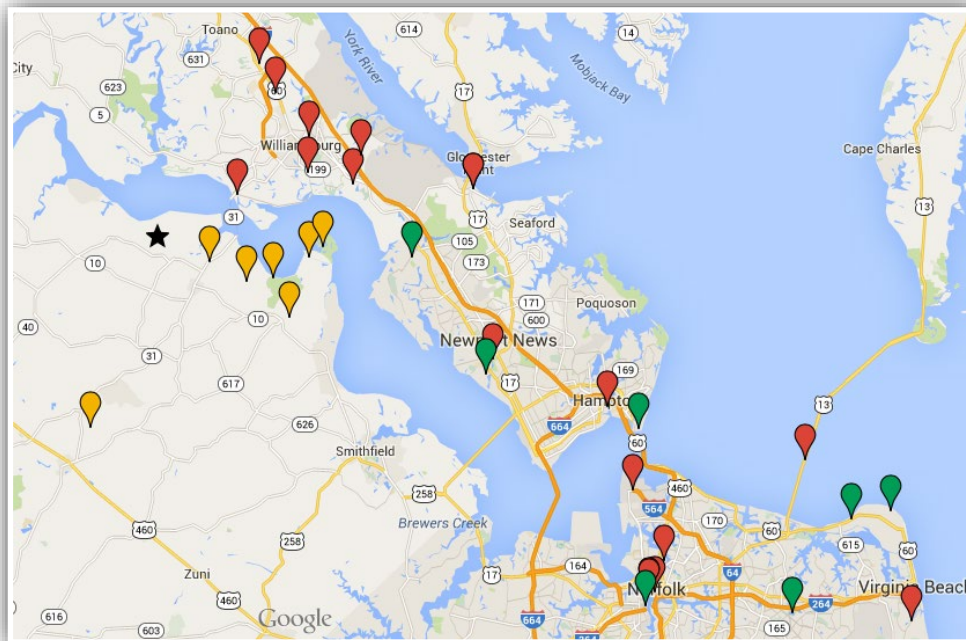


## WHERE IS PIPSICO?

Pipsico is located in Surry, VA just across the river from the Jamestown Settlement in a very historical part of Virginia. The Hampton Roads area is home to 18 of 25 of Virginia's top tourist attractions. There is no shortage of amusement to be found for those interested in American history and heritage; while the area still boasts an abundance of hot spots for thrill seekers. If your Pack, Troop, Crew, Ship, or Post is Visiting Pipsico for summer camp, feel free to come early or stay a little longer and soak up some of the local amenities.

### VIRGINIA'S TOP TOURIST DESTINATIONS (18 OF 25 LOCATED IN HAMPTON ROADS)

- Colonial Williamsburg
- Chesapeake Bay Bridge Tunnel
- Busch Gardens
- Williamsburg Premium Outlets
- Naval Station Norfolk
- Williamsburg Pottery
- Virginia Zoo
- MacArthur Center Mall
- Yorktown Battlefield
- Colonial Parkway
- Jamestown Settlement
- Virginia Aquarium
- Virginia Air & Space Center
- Virginia Living Museum
- Water Country USA
- Nauticus / USS Wisconsin
- Hampton Roads Naval Museum



### SURRY COUNTY ATTRACTIONS

- College Run Farms
- Surry Nuclear Power Station
- Drewry Farms
- Hog Island Wildlife Area
- Bacon's Castle (est. 1665)
- Chippokes Plantation (est. 1671)
- Smith's Fort Plantation (est. 1609)



### OTHER LOCAL ATTRACTIONS

- The Mariners' Museum
- US Army Transportation Museum
- Fort Monroe
- Virginia Sports Hall of Fame
- Cape Henry Lighthouses
- Mount Trashmore
- First Landing State Park

